



## The ROAD MAP PROJECT

Supported by CCER

**From Cradle to College and Career**

**Opportunity Youth Advisory Group**

Feb. 4, 2015

### Opportunity Youth Advisory Group

#### Agenda for Feb. 4, 2014

2:00 – 2:15	Welcome & intros
2:15 – 2:35	Big picture updates
2:35 – 3:00	P3 Proposal - Update and discussion
3:00 – 3:30	Feedback sessions - On-ramps to sector employment via Open Doors - Community re-engagement summits
3:30 – 3:50	LeadersUp Overview & Initial Lessons Learned
3:50 – 4:00	Closing



Updates since last meeting	
<b>CROSS-CUTTING</b>	<ul style="list-style-type: none"> <li>Data/Research – indicators, infographic, RDA project</li> <li>Increasing alignment with King County Youth Action Plan, Best Starts for Kids, Raikes Fdn Homeless Youth planning</li> </ul>
<b>SUPPLY</b>	<ul style="list-style-type: none"> <li>SIF proposal submitted</li> <li>Reconnecting Youth - Safe Futures, expansion planning</li> <li>Open Doors financial modeling</li> </ul>
<b>COORDINATION</b>	<ul style="list-style-type: none"> <li>January Puget Sound Coalition update</li> <li>Re-engagement provider network gaining steam</li> <li>P3 proposal idea under development</li> </ul>
<b>QUALITY</b>	<ul style="list-style-type: none"> <li>Inventory against shared framework underway</li> <li>SEA to pilot Jobs for the Future's My Best Bets</li> <li>Professional development planning underway; possible RTT funding opportunity</li> </ul>
<b>AWARENESS &amp; ACCESS</b>	<ul style="list-style-type: none"> <li>Youth Program Directory advancing</li> <li>Youth-led video project underway</li> <li>Community re-engagement summits?</li> </ul>

### ROAD MAP PROJECT OPPORTUNITY YOUTH PROFILE

**HOW MANY OPPORTUNITY YOUTH?**

# 20,000

One in Five 16-24 Year Olds, Not Enrolled in School or Work

**Education Profile**

Opportunity Youth with a High School Credential: 30%

Opportunity Youth with the High School Credential: 70%

**WHO ARE OUR OPPORTUNITY YOUTH?**

**Racial/Ethnic Profile**

White 30%  
Hispanic/Latino 20%  
Black/African American 15%  
American Indian/Alaska Native 5%  
Other 30%

**Income Status**

Low Income 75%  
Not Low Income 25%

**Credits Earned**

0-9 Credits 50%  
10-19 Credits 30%  
20+ Credits 20%

**ROAD MAP PROJECT**

The Road Map Project region encompasses seven school districts: Auburn, Federal Way, Highline, Kent, Rainier, Seattle (South Seattle only) and Tukwila. More information about the Road Map Project Opportunity Youth Initiative is available at [www.roadmapproject.org/ty](http://www.roadmapproject.org/ty)

## Infographic done!

### WHO IS LIKELY TO BE AN OPPORTUNITY YOUTH?

- Homeless youth are more than twice as likely as their non-homeless peers to be opportunity youth.
- Low-income youth are twice as likely as their non-low-income peers to be opportunity youth.
- English language learner (ELL) students are more likely than their non ELL-peers to be opportunity youth.
- Youth of color—Hispanic, Pacific Islander, American Indian/Alaskan Native and Black youth—are much more likely than their White peers to be opportunity youth.

In addition to prevalence, it is important to consider proportions. Some sub-groups are much more likely to be Opportunity Youth than others.

**FACTORS BEHIND DISENGAGEMENT**

A variety of factors, including historical and structural inequality, influence why young people become opportunity youth. Young people themselves, who participated in focus groups through the King County Youth Advisory Council and the Washington Student Oral Histories Project, suggest key factors include:

- Family challenges and responsibilities that result in competing priorities
- School factors (academic challenges, lack of support, negative labels, lack of trust)
- Limited access to and information about alternative options

*"I eventually dropped out because the bills weren't getting paid. I knew I could pay the bills. I wanted to step up."*

*"I had a lot of anxiety about my ability to do the work... I felt pretty hopeless about my situation, and in my junior year again I missed such large chunks of school that I finally just dropped out completely."*

*"What good is having all these programs if no one knows about them. We don't even know what there is to choose from or how to get there."*

**ROAD MAP PROJECT**

The Road Map Project region encompasses seven school districts: Auburn, Federal Way, Highline, Kent, Rainier, Seattle (South Seattle only) and Tukwila. More information about the Road Map Project Opportunity Youth Initiative is available at [www.roadmapproject.org/ty](http://www.roadmapproject.org/ty)

## Forthcoming OY Indicators

### DATA DETAILS

#### New Opportunity Youth Indicators

The current Road Map Project Indicators of Student Success don't provide an understanding of young people who leave the traditional K-12 system before graduating. New indicators are being developed to track implementation of the Opportunity Youth Action Plan and understand the impact of re-engagement programs in our region. These indicators will include measures for students who leave high school without a diploma, and include:

- » % of youth considered dropouts who complete high school (through a diploma or GED)
- » % of youth considered dropouts who enroll in postsecondary education
- » % of youth considered dropouts who persist in postsecondary education
- » % of youth considered dropouts who complete postsecondary education

In addition, to measure the impact of Open Doors and other re-engagement programs in our region and to support the development and continuous improvement of the regional

system, the Road Map Project will look at indicators of program and system success, which may include:

- » # of re-engagement system program slots in the region
- » # of programs participating in quality improvement efforts
- » # of programs using youth voice in outreach efforts
- » % of students retained in re-engagement programs
- » % of students completing programs
- » % of students with human service needs met at program exit
- » % of youth considered dropouts who re-enroll in high school or college within two years of leaving
- » % of youth considered dropouts who earn a high school credential within two years
- » % of youth considered dropouts who enroll, persist and complete postsecondary education

A special report will be issued on this topic in 2015.



### Updates since last meeting

<b>CROSS-CUTTING</b>	<ul style="list-style-type: none"> <li>Data/Research – indicators, infographic, RDA project</li> <li>Increasing alignment with King County Youth Action Plan, Best Starts for Kids, Raikes Fdn Homeless Youth planning</li> </ul>
<b>SUPPLY</b>	<ul style="list-style-type: none"> <li>SIF proposal submitted</li> <li>Reconnecting Youth - Safe Futures, expansion planning</li> <li>Funding models to support Open Doors pathways at CTCs</li> </ul>
<b>COORDINATION</b>	<ul style="list-style-type: none"> <li>January Puget Sound Coalition update</li> <li>Re-engagement provider network gaining steam</li> <li>P3 proposal idea under development</li> </ul>
<b>QUALITY</b>	<ul style="list-style-type: none"> <li>Inventory against shared framework underway</li> <li>SEA to pilot Jobs for the Future's My Best Bets</li> <li>Professional development planning underway; possible RTT funding opportunity</li> </ul>
<b>AWARENESS &amp; ACCESS</b>	<ul style="list-style-type: none"> <li>Youth Program Directory advancing</li> <li>Youth-led video project underway</li> <li>Community re-engagement summits?</li> </ul>

## SIF Proposal to Aspen & Jobs for the Future

- Solicitation called for postsecondary/career bridging interventions in the context of collective impact initiatives.
- CCER & United Way of King County applied to embed and expand college navigation services provided by Seattle Education Access at multiple Open Doors re-engagement sites within the region.
- If awarded, would advance implementation of the OY Action Plan and support expansion of the United Way Reconnecting Youth initiative.
- Funding would support three full-time SEA education advocates based in the Road Map region over three, possibly five years.
- We should be notified by April 1.

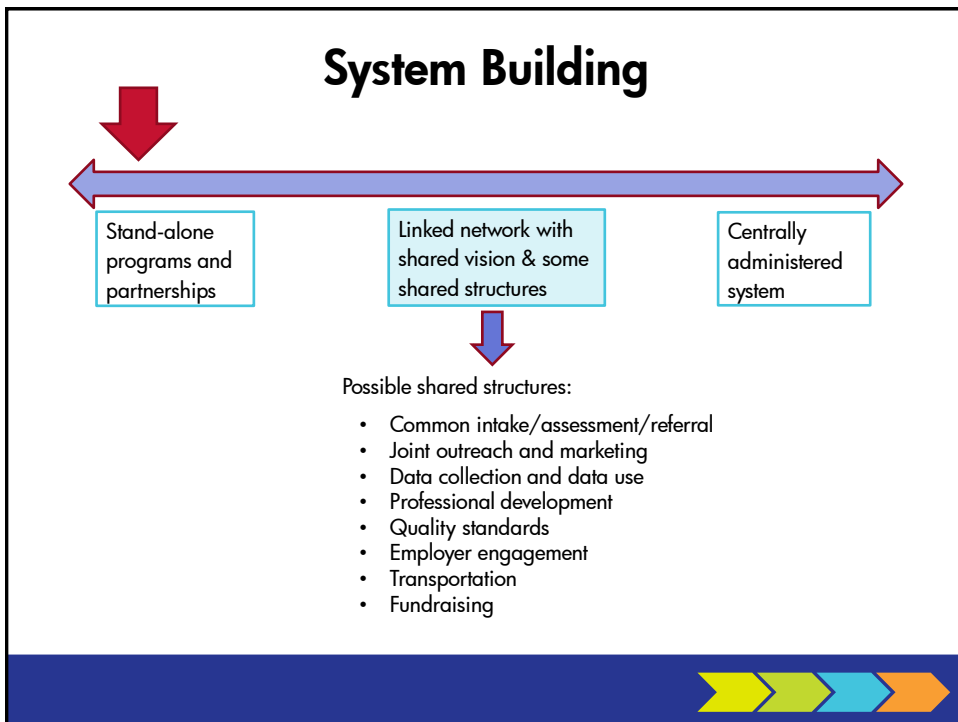


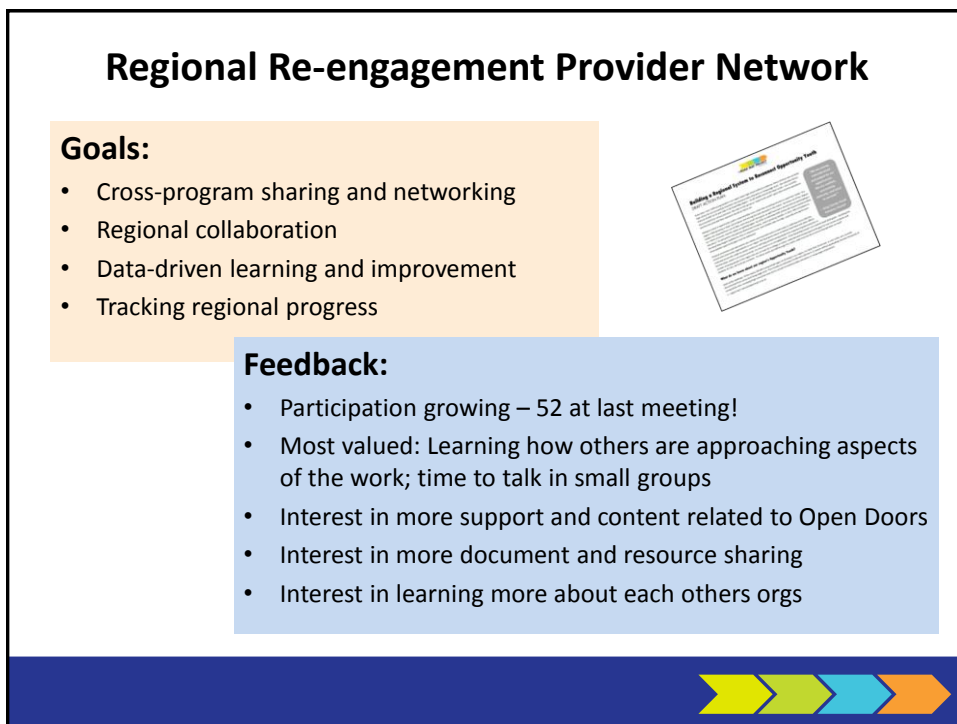
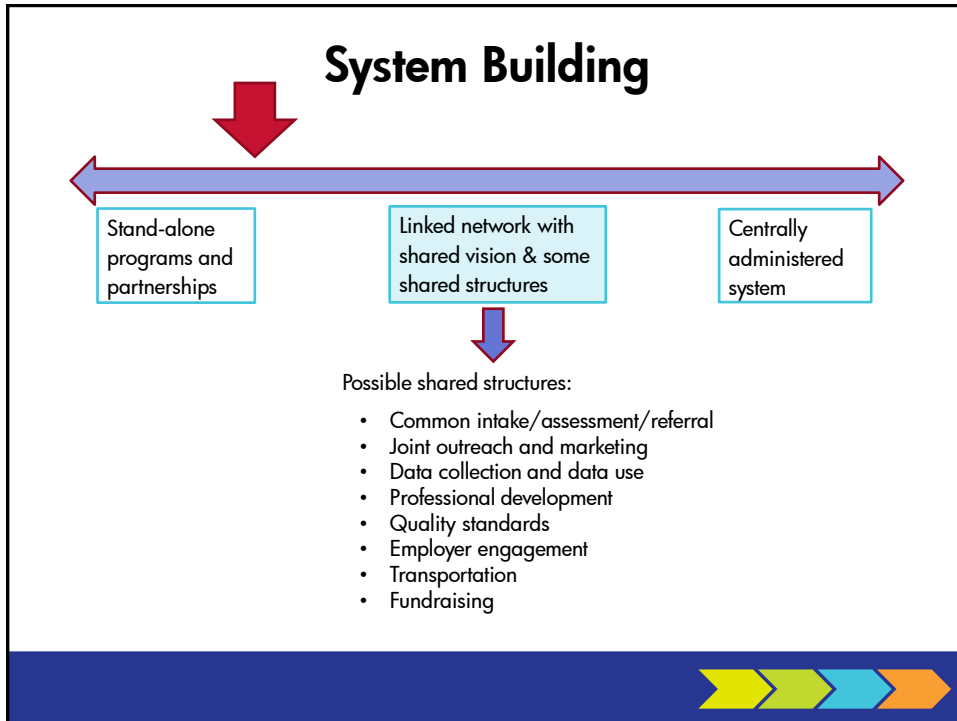
## Reconnecting Youth Update

- Progress to date
- Key next steps:
  - Project expansion proposal
  - Map funding sources and funds flows
  - Research/develop work experience strategy
  - Start/complete fundraising feasibility study



Updates since last meeting	
<b>CROSS-CUTTING</b>	<ul style="list-style-type: none"> <li>• Data/Research – indicators, infographic, RDA project</li> <li>• Increasing alignment with King County Youth Action Plan, Best Starts for Kids, Raikes Fdn Homeless Youth planning</li> </ul>
<b>SUPPLY</b>	<ul style="list-style-type: none"> <li>• SIF proposal submitted</li> <li>• Reconnecting Youth - Safe Futures, expansion planning</li> <li>• Funding models to support Open Doors pathways at CTCs</li> </ul>
<b>COORDINATION</b>	<ul style="list-style-type: none"> <li>• January Puget Sound Coalition update</li> <li>• Re-engagement provider network gaining steam</li> <li>• P3 proposal idea under development</li> </ul>
<b>QUALITY</b>	<ul style="list-style-type: none"> <li>• Inventory against shared framework underway</li> <li>• Professional development planning underway; possible RTT funding opportunity</li> <li>• SEA to pilot Jobs for the Future's My Best Bets</li> </ul>
<b>AWARENESS &amp; ACCESS</b>	<ul style="list-style-type: none"> <li>• Youth Program Directory advancing</li> <li>• Youth-led video project underway</li> <li>• Community re-engagement summits?</li> </ul>

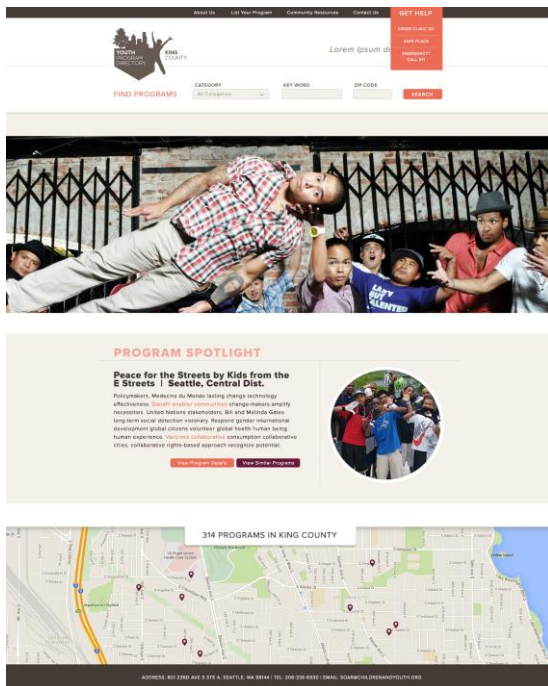




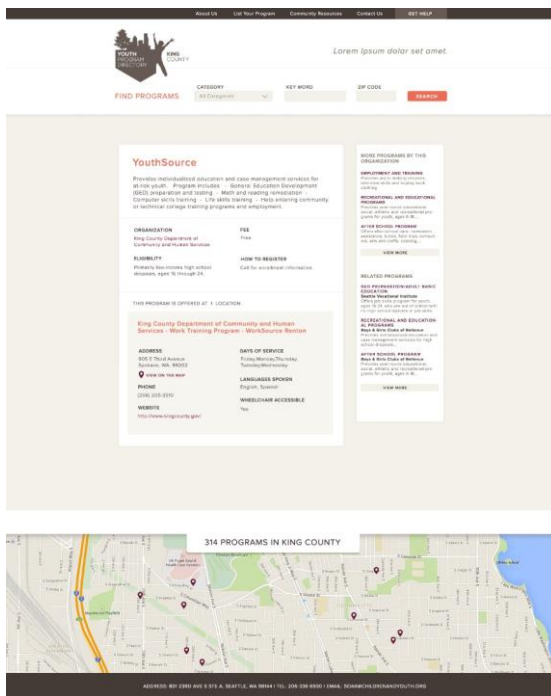
Updates since last meeting	
<b>CROSS-CUTTING</b>	<ul style="list-style-type: none"> <li>• Data/Research – indicators, infographic, RDA project</li> <li>• Increasing alignment with King County Youth Action Plan, Best Starts for Kids, Raikes Fdn Homeless Youth planning</li> </ul>
<b>SUPPLY</b>	<ul style="list-style-type: none"> <li>• SIF proposal submitted</li> <li>• Reconnecting Youth - Safe Futures, expansion planning</li> <li>• Funding models to support Open Doors pathways at CTCs</li> </ul>
<b>COORDINATION</b>	<ul style="list-style-type: none"> <li>• January Puget Sound Coalition update</li> <li>• Re-engagement provider network gaining steam</li> <li>• P3 proposal idea under development</li> </ul>
<b>QUALITY</b>	<ul style="list-style-type: none"> <li>• Inventory against shared framework underway</li> <li>• Professional development planning underway; possible RTT funding opportunity</li> <li>• SEA to pilot Jobs for the Future's My Best Bets</li> </ul>
<b>AWARENESS &amp; ACCESS</b>	<ul style="list-style-type: none"> <li>• Youth Program Directory advancing</li> <li>• Youth-led video project underway</li> <li>• Community re-engagement summits?</li> </ul>

Updates since last meeting	
<b>CROSS-CUTTING</b>	<ul style="list-style-type: none"> <li>• Data/Research – indicators, infographic, RDA project</li> <li>• Increasing alignment with King County Youth Action Plan, Best Starts for Kids, Raikes Fdn Homeless Youth planning</li> </ul>
<b>SUPPLY</b>	<ul style="list-style-type: none"> <li>• SIF proposal submitted</li> <li>• Reconnecting Youth - Safe Futures, expansion planning</li> <li>• Funding models to support Open Doors pathways at CTCs</li> </ul>
<b>COORDINATION</b>	<ul style="list-style-type: none"> <li>• January Puget Sound Coalition update</li> <li>• Re-engagement provider network gaining steam</li> <li>• P3 proposal idea under development</li> </ul>
<b>QUALITY</b>	<ul style="list-style-type: none"> <li>• Inventory against shared framework underway</li> <li>• Professional development planning underway; possible RTT funding opportunity</li> <li>• SEA to pilot Jobs for the Future's My Best Bets</li> </ul>
<b>AWARENESS &amp; ACCESS</b>	<ul style="list-style-type: none"> <li>• Youth Program Directory advancing</li> <li>• Youth-led video project underway</li> <li>• Community re-engagement summits?</li> </ul>

Youth Program Directory coming soon!



Youth Program Directory coming soon!





# www.roadmapproject.org/oy

The ROAD MAP PROJECT

Join our email list

CONNECT WITH US

THE PROJECT DATA CENTER COLLECTIVE ACTION GET INVOLVED RESOURCES NEWSROOM

Road Map Project > Collective Action > Project Hub > Opportunity Youth Work Group

Opportunity Youth Work Group

OPPORTUNITY YOUTH RESOURCES REGIONAL RE-ENGAGEMENT PROVIDER NETWORK OPPORTUNITY YOUTH BLOG

The Road Map Project Opportunity Youth Initiative is aimed at improving outcomes for 16 to 24 year olds who are not connected to school or long-term work. With support from the Aspen Institute's Opportunity Youth Incentive Fund and several local funders, we are working with partners to build a coordinated, robust and transparent system for re-engagement and to address policy barriers to effectively serving this population. The Opportunity Youth Work Group developed and is now advocating on the implementation of a system-building action plan to help opportunity youth in region connect to pathways that lead to postsecondary or career credentials.

Work Group Meeting Materials

Aug. 25, 2014, Work Group Meeting (all files PDF's)

- PowerPoint Slides
- Draft action plan 08.01.14
- Draft Action Plan Summary
- Back on Track Options (Program List)
- Back on Track -- Fall Dates (Subset of Programs)

July 9, 2014, Work Group Meeting (all files PDF's)

- Meeting Agenda
- PowerPoint Slides
- Puget Sound Coalition Compact

Project Hub

- Advocates Caucus
- Birth to 3rd Grade Work Group
- Community Center for Education Results (CCER)
- Community Network
- Data Advisors Group
- Education Results Network
- English Language Learner Work Group
- High School to College Completion
- Opportunity Youth Work Group
  - Opportunity Youth Subcommittees
  - Regional Re-Engagement Network
  - Opportunity Youth Blog
- Project Sponsors

Youth Development for Education Results Work Group

Action Plans

Bright Spots

- Bright Spot Archive

Race to the Top

GET MORE FACTS >

## Performance Partnership Pilots (P3)

### What is P3?

Performance Partnership Pilots (P3) are designed to create flexibility needed to test innovative, outcome-focused strategies to improve educational and employment outcomes for disconnected youth

- Feds to select 10 Pilot Sites
- Allows for blending or braiding of federal discretionary funds (must include two or more federal programs targeting disconnected youth)
- Waives regulatory or administrative requirements

### Timeline:

- Proposal due March 4, 2015

### Funding:

Can apply for start-up grants of \$400,000 to \$700,000 to support effective implementation – not for service delivery (planning, governance, technical assistance, evaluation, data collection, capacity-building, and coordination activities)



## Performance Partnership Pilots (P3)

- WDC as lead applicant (only units of local/state/tribal gov't can apply)
- Eligible federal discretionary funding streams under discussion locally: WIA Youth, Chafee Education & Training Vouchers, Face Forward, SIF, YouthBuild

### Problem:

Fragmented funding streams has led to a fragmented delivery system for opportunity youth, with limited coordination, no centralization outreach, uneven supply of programs, too few models that integrate education with employment.

### P3 Solutions:

- Regional outreach and marketing with support from Americorps
- Neutral recruitment and common intake process/referral to best-fit services
- Centralized employer engagement specialists
- Coordinated database/data sharing



## Performance Partnership Pilots (P3)

Potential waiver requests:

- **WIA/WIOA eligibility:** Request that “Out-of-school youth” retain their status as “out of school” even after they enter a reengagement program. Need waiver from Employment Securities Dept.
- **Face Forward (Reintegration of Ex-Offenders) eligibility:** Broaden eligibility to include homeless and foster youth and youth who were convicted as adults.
- **Streamlining of program audits:** Request from King County to ESD and/or DOL around the coordination/consolidation of program audits.
- **Co-enrollment flexibility.**



## Questions for P3 Discussion

- Thoughts on the general concept?
- Do the proposed strategies make sense? (Neutral outreach/recruitment, common intake/referral process; regional employer engagement); coordinated database)
- Are there other federal barriers related to eligibility, data sharing, reporting, etc. that we might want to build in?



## Feedback Sessions – Pick One

- Funding models to support Open Doors on-ramps at CTCs
  - Jill Patnode & Chris Pierson
- Community re-engagement summits
  - Nicole



## LeadersUp



## Events or Announcements?

- College Bound/State Need Grant Advocacy Day – Feb. 17
- **Announcements?**

